



US00D468035S

(12) **United States Design Patent** (10) **Patent No.:** **US D468,035 S**
Blanc et al. (45) **Date of Patent:** **** Dec. 31, 2002**

(54) **LIGHTING FIXTURE**

(75) Inventors: **Christian Blanc**, Cambridge, MA (US);
Colin Piegras, Salem, MA (US)

(73) Assignee: **Color Kinetics, Inc.**, Boston, MA (US)

(**) Term: **14 Years**

(21) Appl. No.: **29/138,491**

(22) Filed: **Mar. 14, 2001**

(51) **LOC (7) Cl.** **26-04**

(52) **U.S. Cl.** **D26/28**

(58) **Field of Search** D26/24-36, 37-50;
362/157, 158, 171, 172, 173, 183-202,
72, 74

(56) **References Cited**

U.S. PATENT DOCUMENTS

D375,371 S * 11/1996 May D26/28
D443,939 S * 6/2001 Thomas D26/28

* cited by examiner

Primary Examiner—Marcus A. Jackson
(74) Attorney, Agent, or Firm—Foley Hoag, LLP

(57) **CLAIM**

The ornamental design for a lighting fixture, as shown and described.

DESCRIPTION

FIG. 1 is a top plan view of the lighting fixture according to our new design, with the cords broken away to indicate indeterminate length;

FIG. 2 is a bottom plan view thereof.

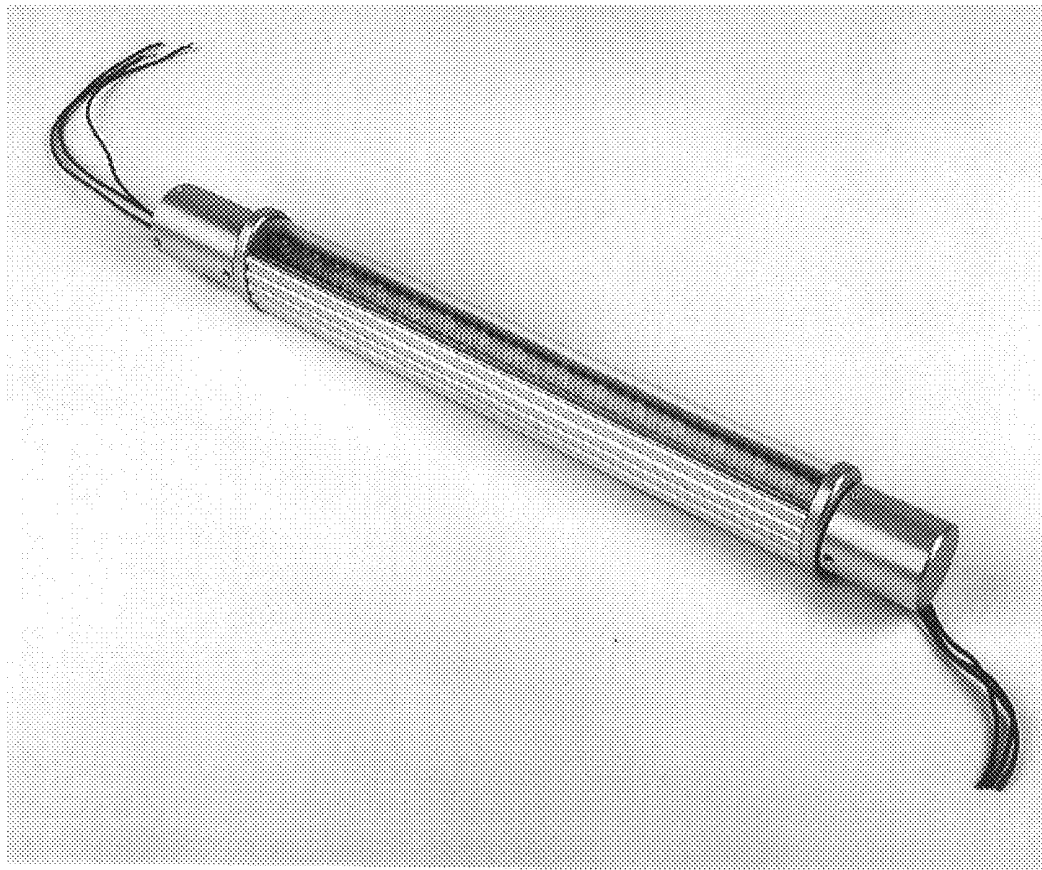
FIG. 3 is a side elevational view thereof with the fixture facing downward, the other side view being a mirror image.

FIG. 4 is a perspective view thereof, looking down toward the bottom right side of FIG. 1; and,

FIG. 5 is a perspective view thereof, looking down toward the top right side of FIG. 2.

The end surfaces of the fixture are plain and non-ornamental.

1 Claim, 5 Drawing Sheets






FIG. 1

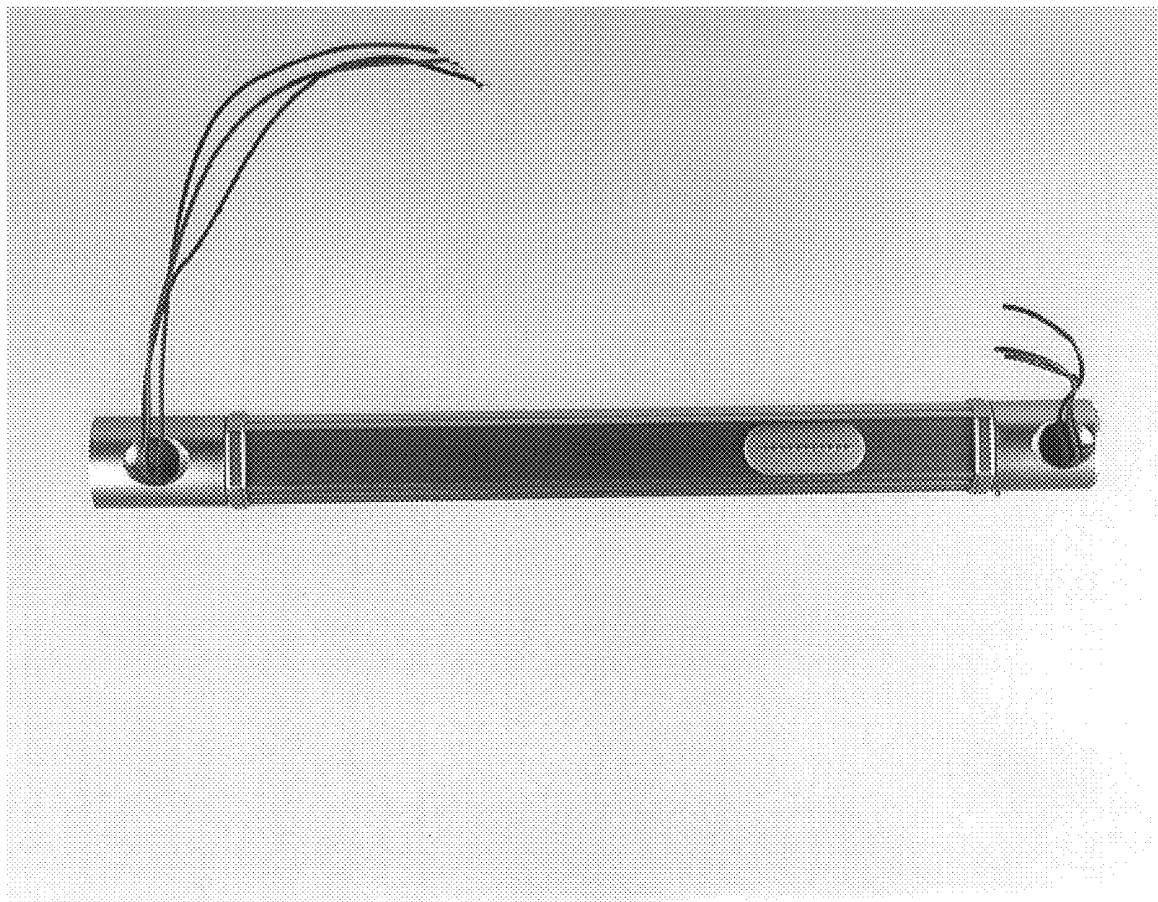


FIG. 2




FIG. 3

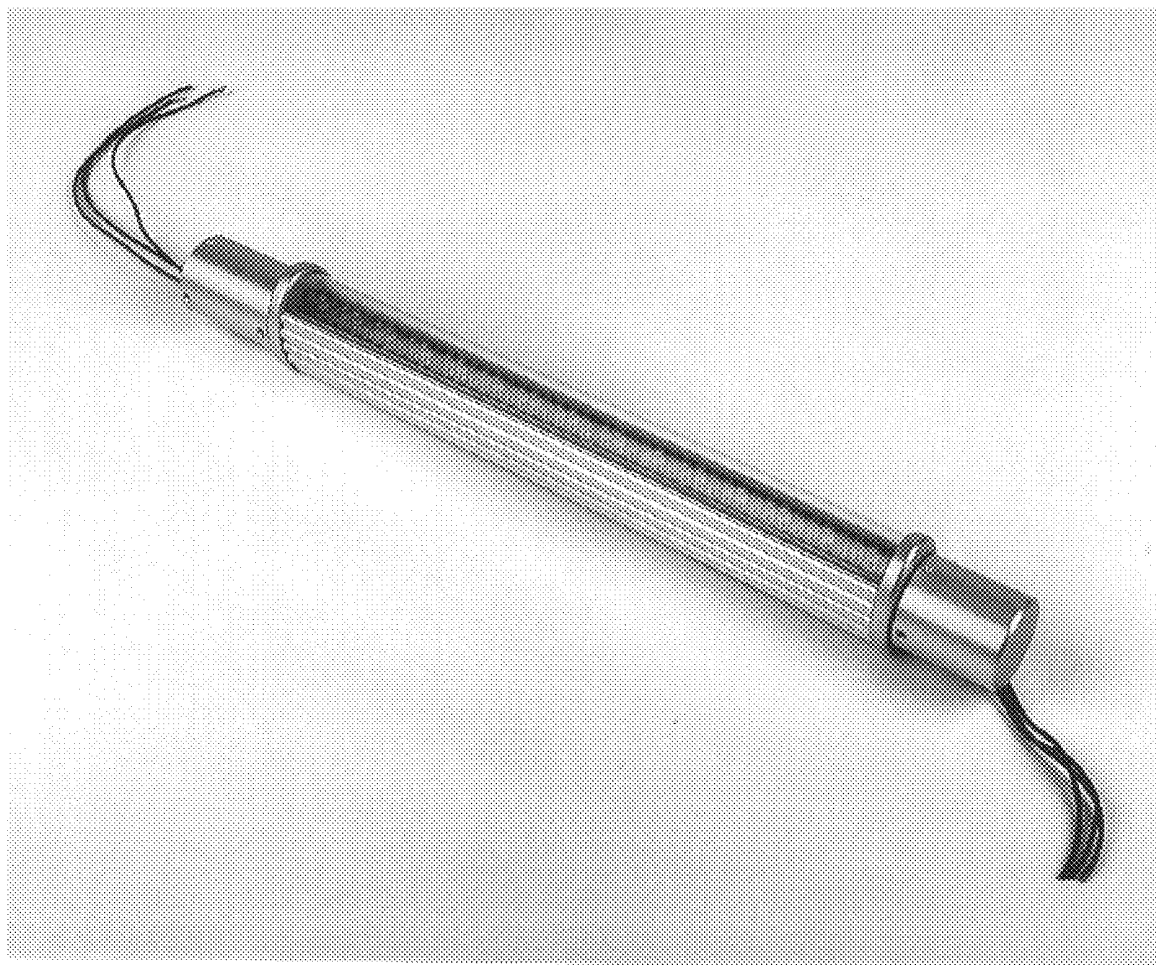


FIG. 4

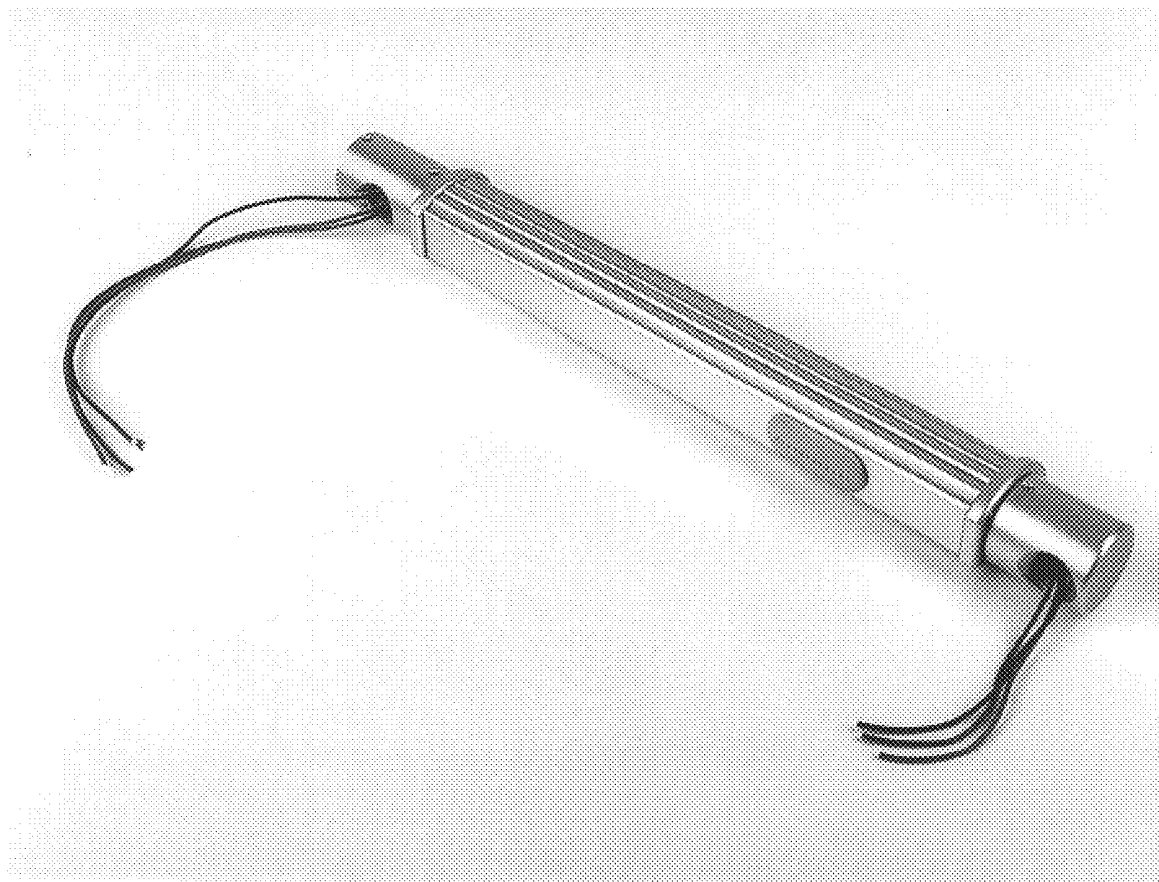


FIG. 5