



US00D463610S

(12) **United States Design Patent**
Piegras et al.

(10) **Patent No.:** **US D463,610 S**

(45) **Date of Patent:** **** Sep. 24, 2002**

(54) **LIGHTING FIXTURE**

(75) Inventors: **Colin Piegras**, Salem, MA (US);
Christian Blanc, Cambridge, MA (US)

(73) Assignee: **Color Kinetics, Inc.**, Boston, MA (US)

(**) Term: **14 Years**

(21) Appl. No.: **29/138,407**

(22) Filed: **Mar. 13, 2001**

(51) **LOC (7) Cl.** **26-03**

(52) **U.S. Cl.** **D26/104**

(58) **Field of Search** D26/24, 93-112;
362/217, 222, 223, 279, 290, 307, 362,
410-414

(56) **References Cited**

U.S. PATENT DOCUMENTS

4,707,766 A * 11/1987 Bertozzi et al. 362/362 X
D333,008 S * 2/1993 Frost et al. D26/63

* cited by examiner

Primary Examiner—Alan P. Douglas

Assistant Examiner—Linda Brooks

(74) *Attorney, Agent, or Firm*—Foley Hoag, LLP

(57) **CLAIM**

The ornamental design for a lighting fixture, as shown and described.

DESCRIPTION

FIG. 1 is a front elevational view of the lighting fixture according to our new design.

FIG. 2 is a rear elevational view thereof.



FIG. 3 is a right side elevational view thereof.

FIG. 4 is a perspective view thereof, looking toward the front right side; and,

FIG. 5 is a perspective view thereof, looking toward the rear of the left side.

The bottom of the lighting fixture is plain and non-ornamental.

1 Claim, 5 Drawing Sheets






FIG. 1




FIG. 2




FIG. 3




FIG. 4




FIG. 5