



US00D457667S

(12) **United States Design Patent**
Piegras et al.

(10) **Patent No.:** **US D457,667 S**

(45) **Date of Patent:** **** May 21, 2002**

(54) **ACCENT LIGHT**

(75) **Inventors:** **Colin Piegras**, Salem, MA (US);
Ralph Osterhout, San Francisco, CA (US)

(73) **Assignee:** **Color Kinetics, Inc.**, Boston, MA (US)

(**) **Term:** **14 Years**

(21) **Appl. No.:** **29/138,852**

(22) **Filed:** **Mar. 21, 2001**

(51) **LOC (7) Cl.** **26-05**

(52) **U.S. Cl.** **D26/26**

(58) **Field of Search** D26/26, 25, 24,
D26/107, 110, 93, 104, 85, 37; 362/147,
404, 226, 367, 276, 253

(56) **References Cited**

U.S. PATENT DOCUMENTS

4,344,116 A	*	8/1982	Martin	362/226
D322,686 S	*	12/1991	Huen	D26/85
D336,144 S	*	6/1993	Galati	D26/26
D343,015 S	*	1/1994	Yuen	D26/26
D346,869 S	*	5/1994	Houssian	D26/26
D356,177 S	*	3/1995	Yuen	D26/104
D366,127 S	*	1/1996	Yuen	D26/26
D378,617 S	*	3/1997	Yuen	D26/26

D390,678 S	*	2/1998	Matthes	D26/37
D393,084 S	*	3/1998	Hergert	D26/26
D397,466 S	*	8/1998	Conley	D26/93
D424,721 S	*	5/2000	Garrity et al.	D26/26
D424,725 S	*	5/2000	Cousins	D26/37
D428,660 S	*	7/2000	Yuen	D26/26
D430,320 S	*	8/2000	Ham	D26/26
D448,505 S	*	9/2001	Dalton et al.	D26/37

* cited by examiner

Primary Examiner—Cynthia E. Ramirez

(74) *Attorney, Agent, or Firm*—Foley Hoag & Eliot LLP

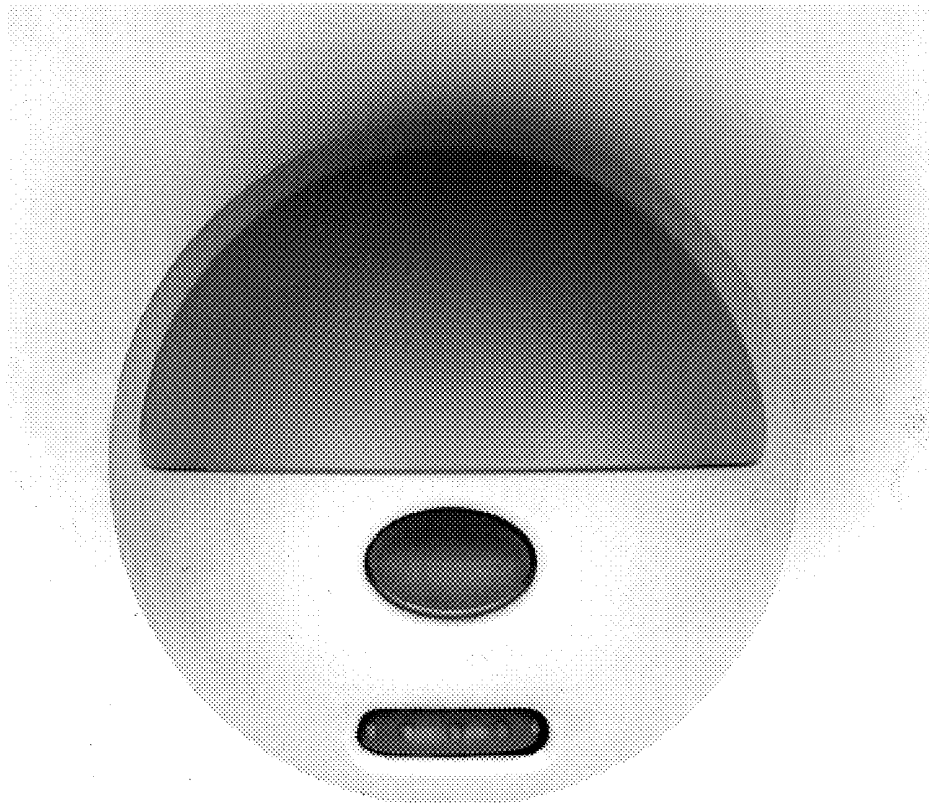
(57) **CLAIM**

The ornamental design for an accent light, as shown and described.

DESCRIPTION

FIG. 1 is a front elevational view of the accent light according to our new design;
 FIG. 2 is a left side elevational view, the right side view being a mirror image;
 FIG. 3 is a top plan view thereof;
 FIG. 4 is a bottom plan view thereof; and,
 FIG. 5 is a perspective view thereof, looking toward the lower left front side.
 The rear of the fixture is plain and non-ornamental.

1 Claim, 5 Drawing Sheets



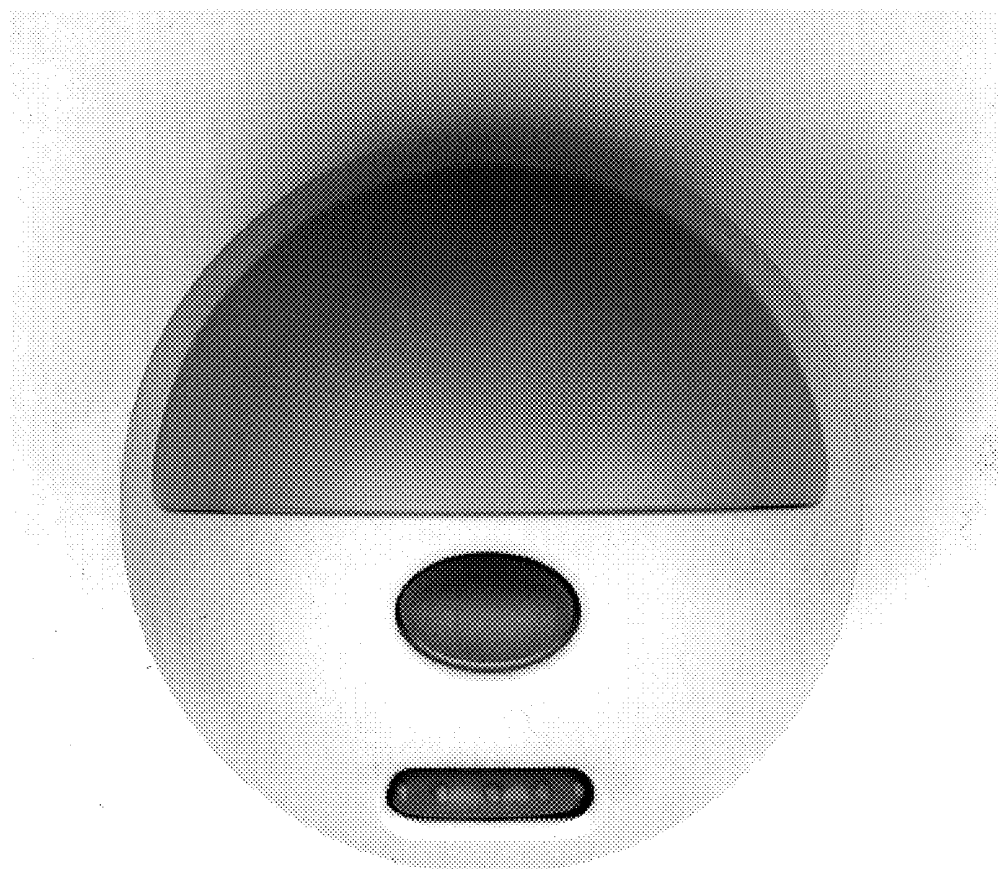


FIG. 1




FIG. 2




FIG. 3




FIG. 4




FIG. 5