



US00D419691S

United States Patent [19]

[11] Patent Number: Des. 419,691

Fisher

[45] Date of Patent: ** Jan. 25, 2000

[54] **CYLINDRICAL V-SHAPED FORMER FOR A STACKABLE TRUSS**

5,205,101 4/1993 Swan et al. 51/650.1

[75] Inventor: **Mark E. Fisher**, London, United Kingdom

FOREIGN PATENT DOCUMENTS

859752 11/1956 United Kingdom .

1088460 7/1965 United Kingdom .

1320777 6/1969 United Kingdom .

[73] Assignee: **Tomcat Global Corporation**, Midland, Tex.

Primary Examiner—Doris Clark

Attorney, Agent, or Firm—Jones, Day, Reavis & Pogue

[**] Term: **14 Years**

[57] CLAIM

[21] Appl. No.: **29/094,791**

I claim the ornamental design for a cylindrical V-shaped former for a stackable truss, as shown and described.

[22] Filed: **Oct. 9, 1998**

DESCRIPTION

[51] **LOC (7) Cl.** **25-02**

[52] **U.S. Cl.** **D25/61**

[58] **Field of Search** 52/634, 638, 640, 52/643, 650.1; D25/61

FIG. 1 is an elevational view of the cylindrical V-shaped former for a stackable truss, the rear view being identical; FIG. 2 is a side view of the cylindrical V-shaped former for a stackable truss, each side being identical; FIG. 3 is top view of the cylindrical V-shaped former for a stackable truss; and, FIG. 4 is a bottom view of the cylindrical V-shaped former for a stackable truss.

[56] References Cited

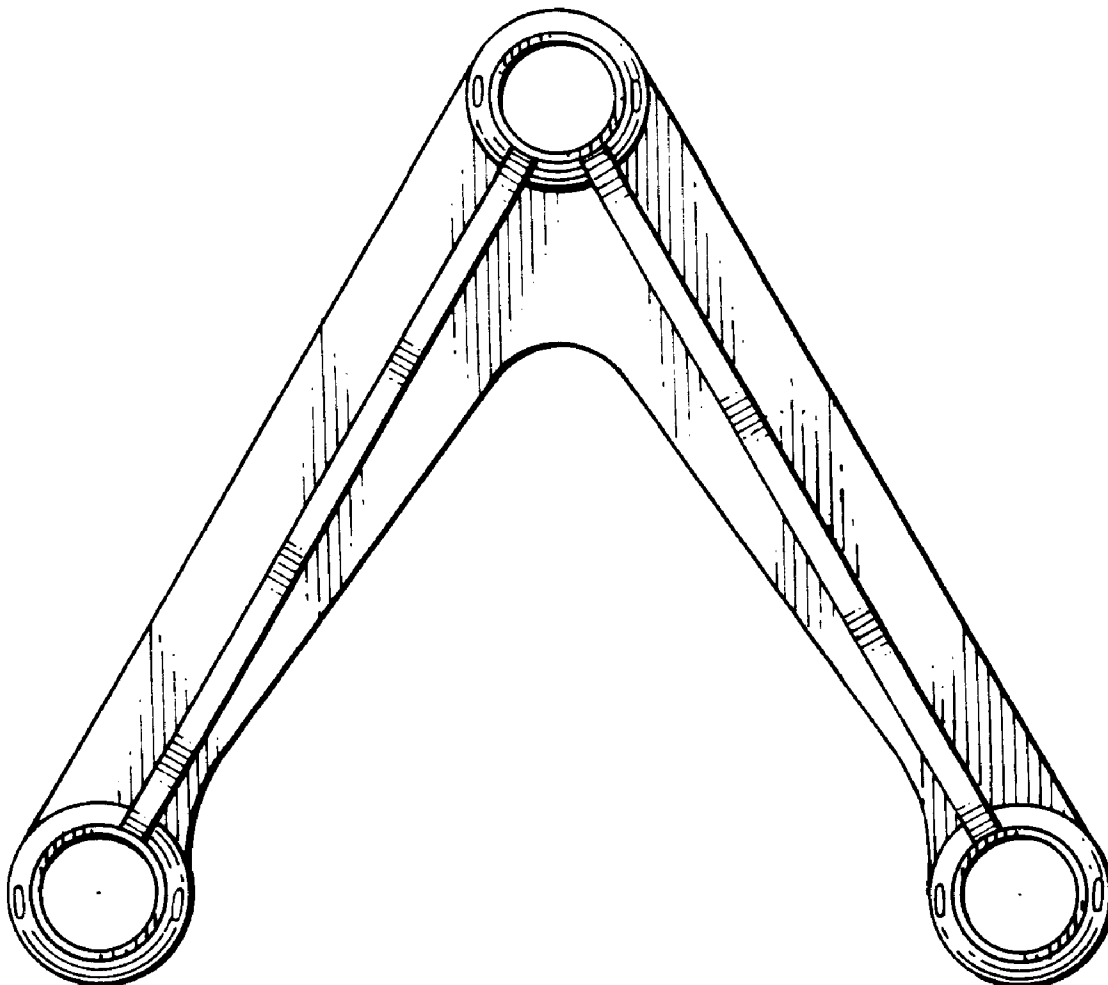
U.S. PATENT DOCUMENTS

1,393,996 10/1921 Fregonara 52/634

1,677,577 7/1928 Amiot 52/634

2,284,898 6/1942 Hartman D25/61

1 Claim, 1 Drawing Sheet



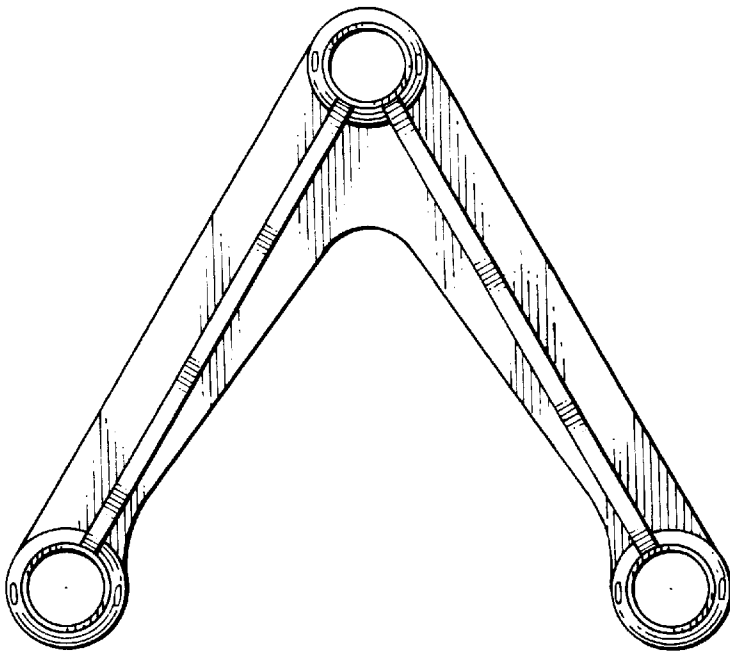


FIG. 1



FIG. 2

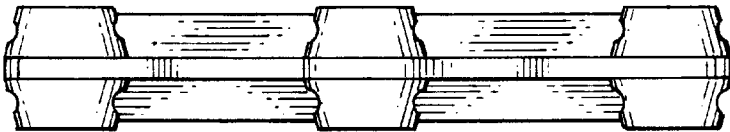


FIG. 3



FIG. 4