



US00D370080S

United States Patent [19] Stultz

[11] Patent Number: **Des. 370,080**

[45] Date of Patent: ****May 21, 1996**

[54] **ARCHITECTURAL STROBE FIXTURE YOKE**

[75] Inventor: **Mark A. Stultz**, Austin, Tex.

[73] Assignee: **High End Systems, Inc.**, Austin, Tex.

[**] Term: **14 Years**

[21] Appl. No.: **29,961**

[22] Filed: **Oct. 20, 1994**

[52] U.S. Cl. **D26/140**; D8/349; D8/380;
D26/63

[58] Field of Search D26/60-66, 138,
D26/140; 362/269, 274, 275, 285, 418,
419, 427; D8/349, 354, 366, 380; 248/170,
171, 166, 309, 300, 291

[56] **References Cited**

U.S. PATENT DOCUMENTS

D. 105,288	7/1937	Levy	D26/63
D. 220,119	3/1971	Glickman et al.	D26/60
D. 300,261	3/1989	Shwisha	D26/63
D. 312,886	12/1990	Brown	D26/63
1,845,808	2/1932	Oishei	248/300 X

OTHER PUBLICATIONS

Phoenix® Advertisement, 1985, Yoke for heavy-duty Loading Light.

Primary Examiner—Susan J. Lucas
Attorney, Agent, or Firm—James R. Bell

[57] **CLAIM**

The ornamental design for an architectural strobe fixture yoke, as shown and described.

DESCRIPTION

FIG. 1 is a front view in elevation of the architectural strobe fixture yoke of my design;

FIG. 2 is a rear elevation view thereof;

FIG. 3 is a right-hand side elevation view thereof;

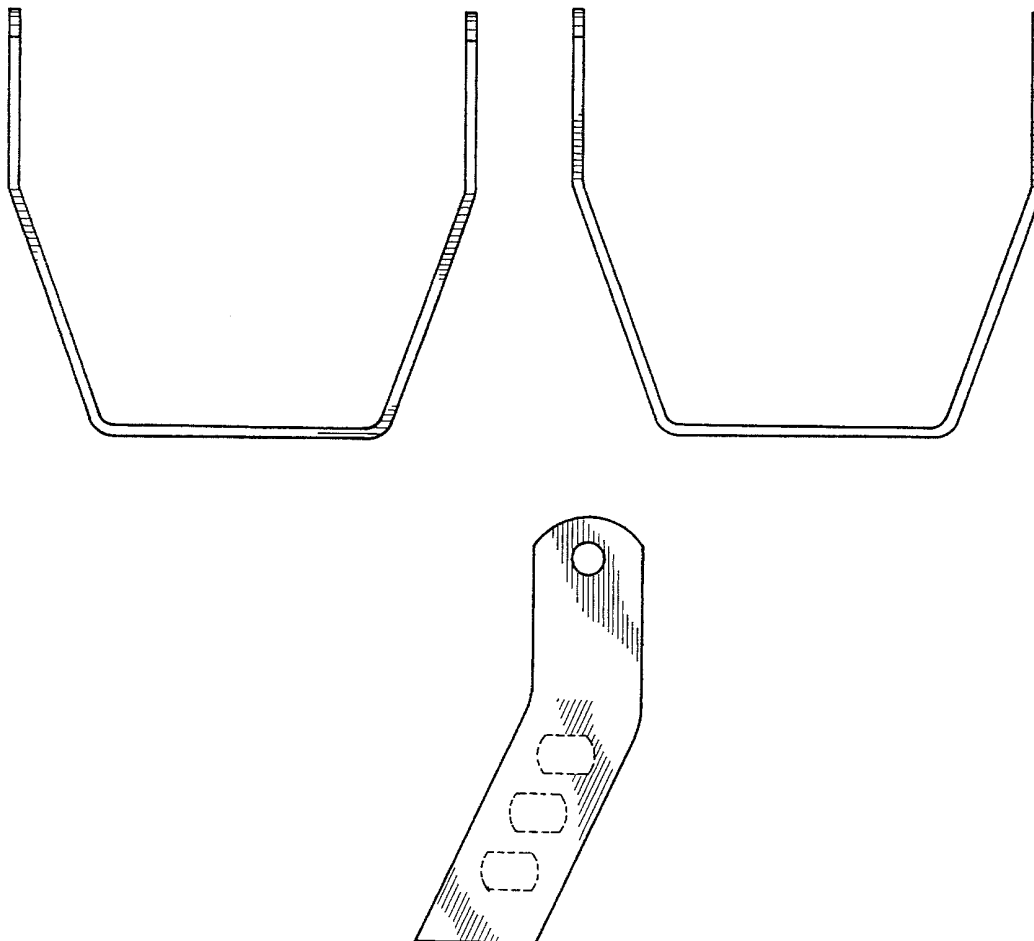
FIG. 4 is a left-hand side elevation view thereof;

FIG. 5 is a top plan view thereof; and,

FIG. 6 is a bottom plan view thereof.

The broken lines are shown for illustrative purposes only and form no part of the claim design.

1 Claim, 3 Drawing Sheets






FIG. 1

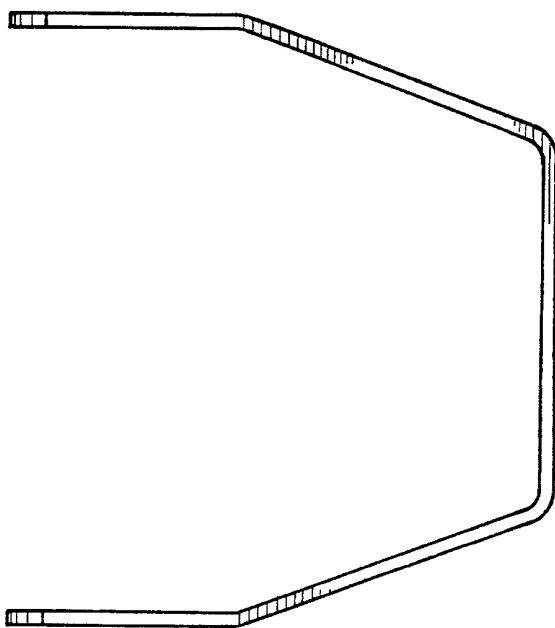


FIG. 2

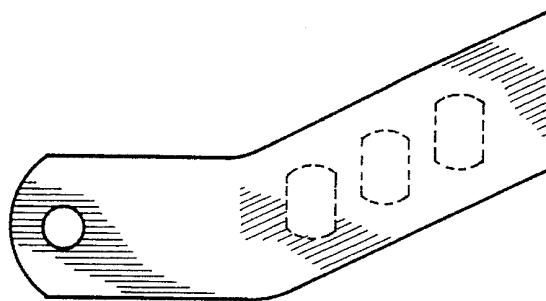


FIG. 4

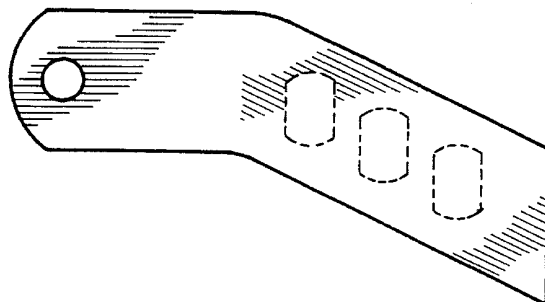


FIG. 3

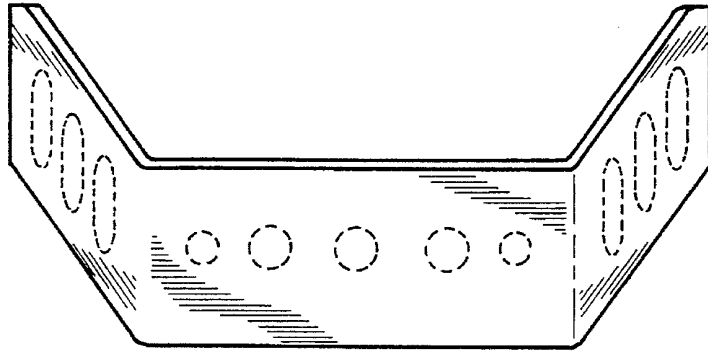


FIG. 5

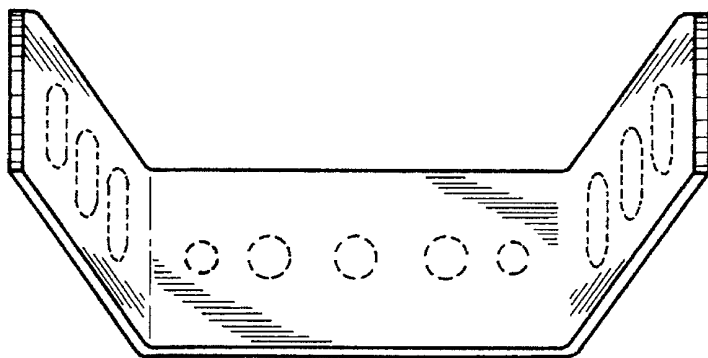


FIG. 6