



US00D347113S

# United States Patent [19]

[11] Patent Number: **Des. 347,113**

Bornhorst et al.

[45] Date of Patent: **\*\* May 24, 1994**

[54] STORAGE AND TRANSPORTATION TRUNK

4,693,345 9/1987 Mittelmann ..... 190/108

[75] Inventors: **James M. Bornhorst, DeSoto; Edwin B. Dangerfield, Arlington; James Maddux, III, Carrollton; Timothy D. Stacy, Plano; Timothy W. Terleski, Garland, all of Tex.**

*Primary Examiner*—Melvin B. Feifer  
*Assistant Examiner*—Paula Mortimer  
*Attorney, Agent, or Firm*—Morgan & Finnegan

[73] Assignee: **Vari-Lite, Inc., Dallas, Tex.**

[57] **CLAIM**

The ornamental design for a storage and transportation trunk, as shown and described.

[\*\*] Term: **14 Years**

**DESCRIPTION**

[21] Appl. No.: **940,729**

FIG. 1 is a front perspective view of a storage and transportation trunk showing my new design;

[22] Filed: **Sep. 4, 1992**

FIG. 2 is a bottom and left side perspective view of the storage and transportation trunk;

[52] U.S. Cl. .... **D3/272**

[58] Field of Search ..... **D3/40, 76, 77, 78, 70; 190/18 A, 26, 104, 110, 119, 108, 112, 115; 206/522**

FIG. 3 is a top view of the storage and transportation trunk;

FIG. 4 is a front view of the storage and transportation trunk, the rear view being substantially a mirror image of the front side shown;

[56] **References Cited**

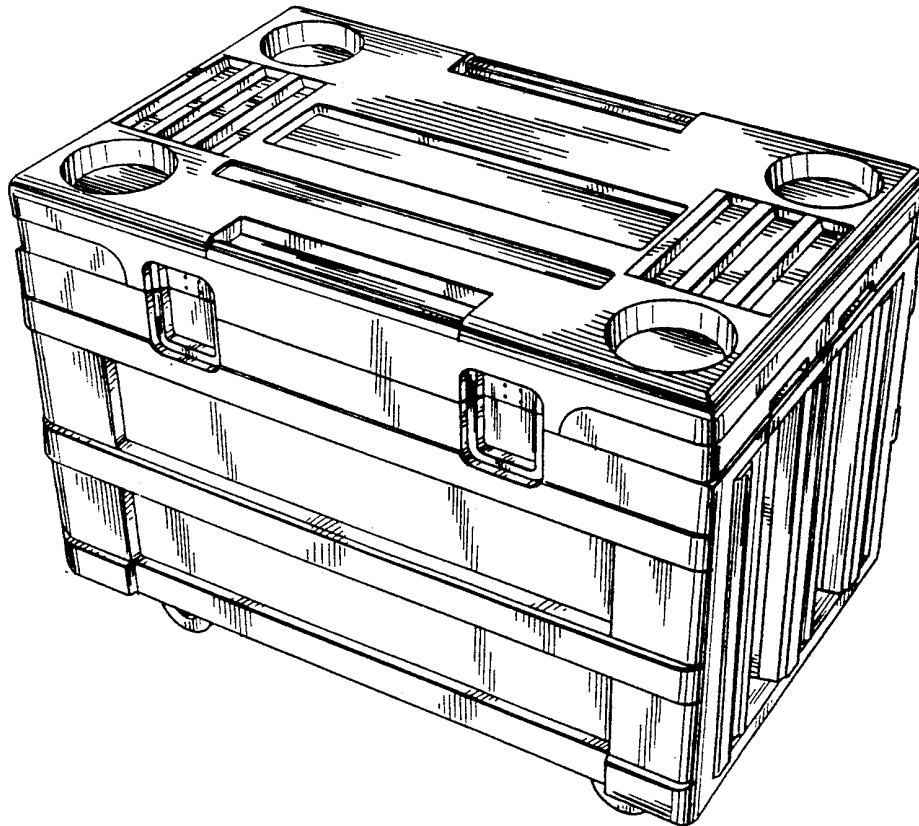
**U.S. PATENT DOCUMENTS**

D. 185,138	5/1959	Dickinson	.....	D3/78
189,410	4/1877	Worthington	.....	190/112 X
D. 235,428	6/1975	Hart	.....	D3/76 X
D. 323,932	2/1992	Hudgens	.....	D3/40
D. 328,188	7/1992	Jacobson et al.	.....	D3/76
1,057,723	4/1913	Gordon-Glassford	.....	190/18 A X
1,105,943	8/1914	Whiteside	.....	190/18 A X
3,366,231	1/1968	Trakas	.....	206/522
3,935,931	2/1976	Kaplan	.....	D3/76 X

FIG. 5 is a right side view of the storage and transportation trunk, the left side being substantially a mirror image of the right side shown;

FIG. 6 is the bottom view of the storage and transportation trunk; and,

FIG. 7 is a second embodiment of a storage and transportation trunk showing my new design, the top, front, sides, and bottom are substantially the same as the embodiment of FIG. 1 the difference being the bottom support structures.



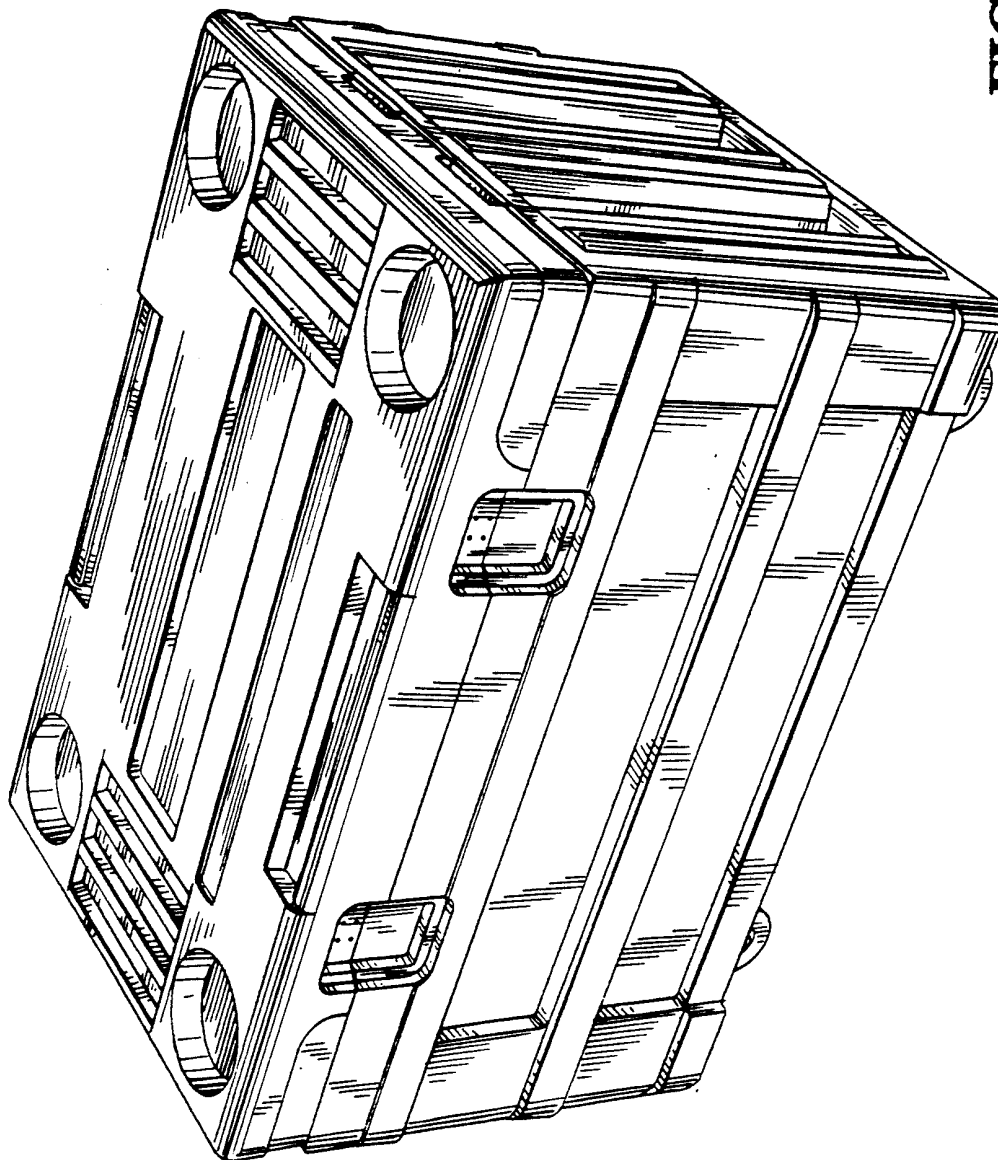


FIG. 1

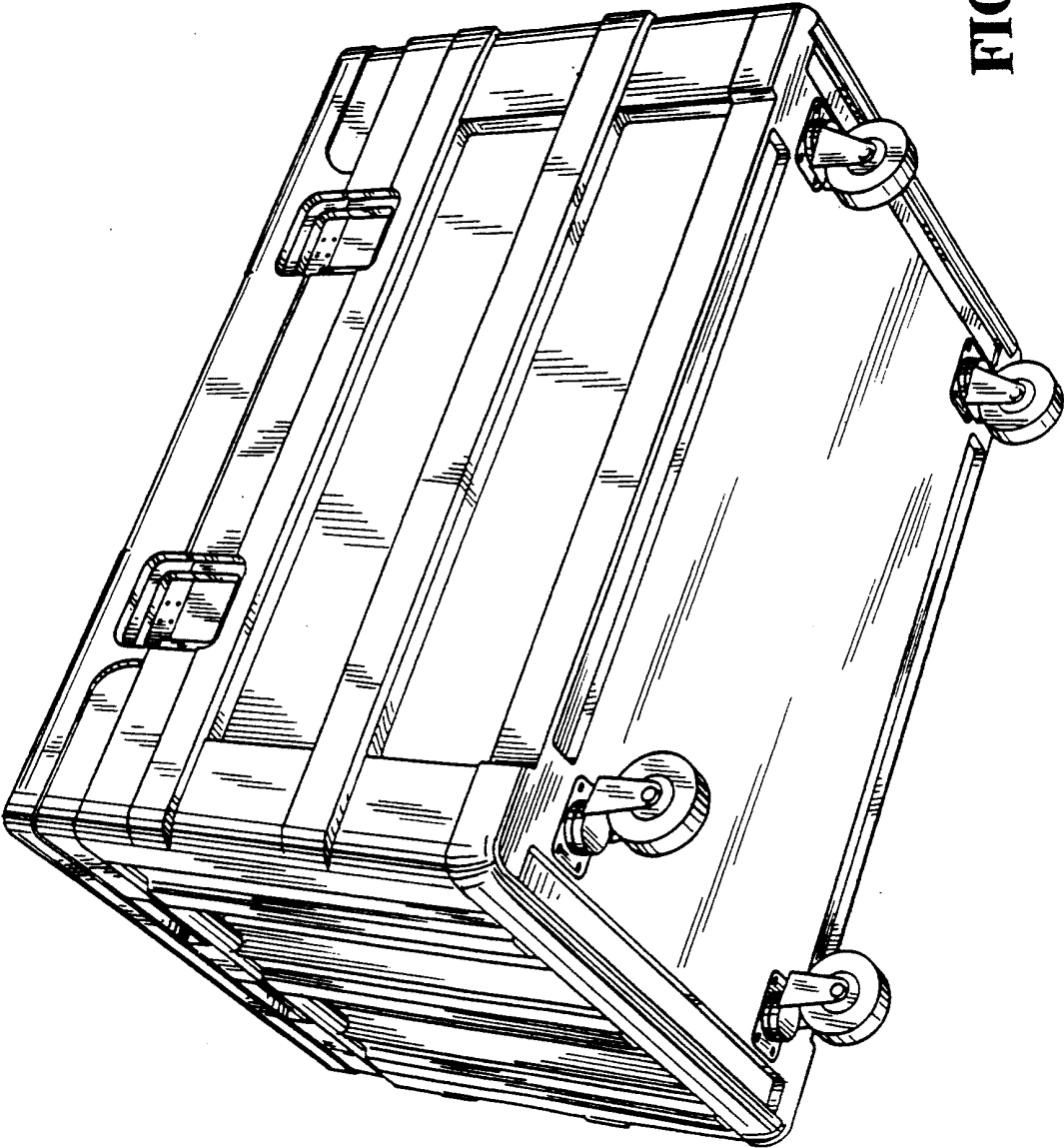


FIG. 2

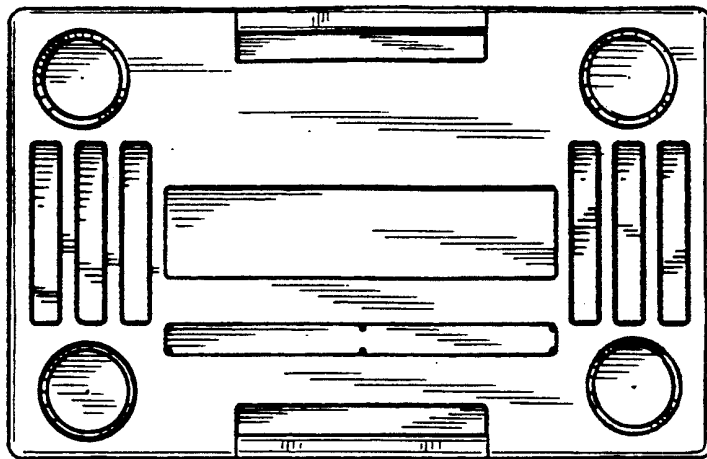


FIG. 3

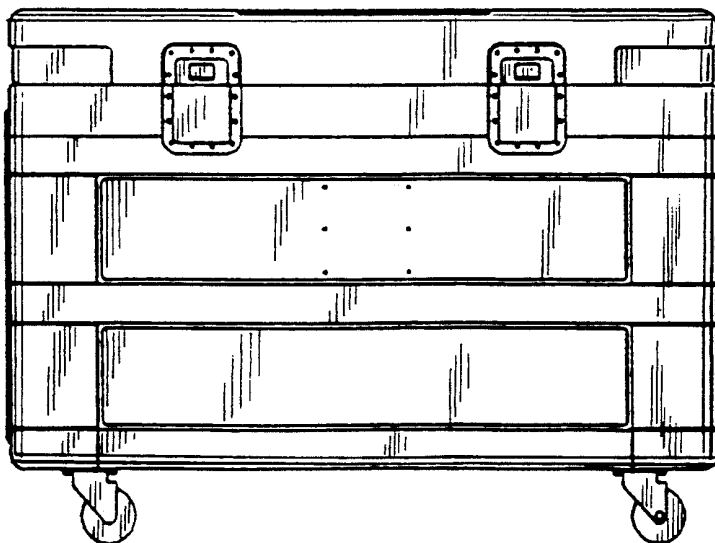


FIG. 4

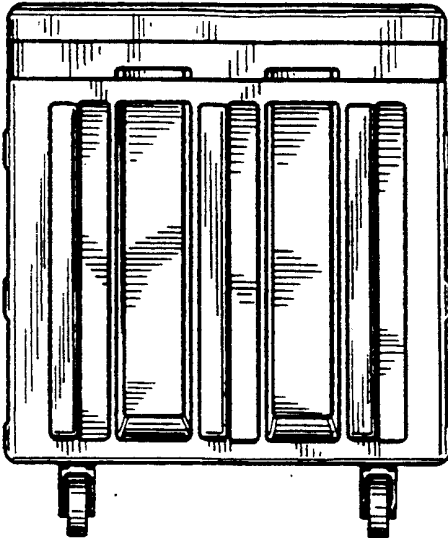


FIG. 5

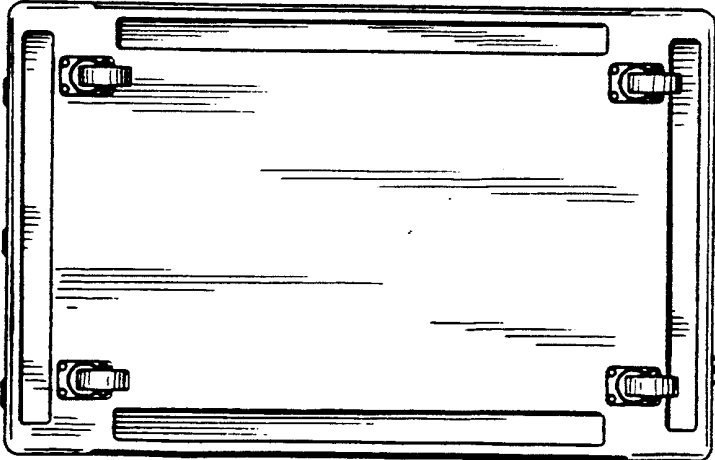


FIG. 6

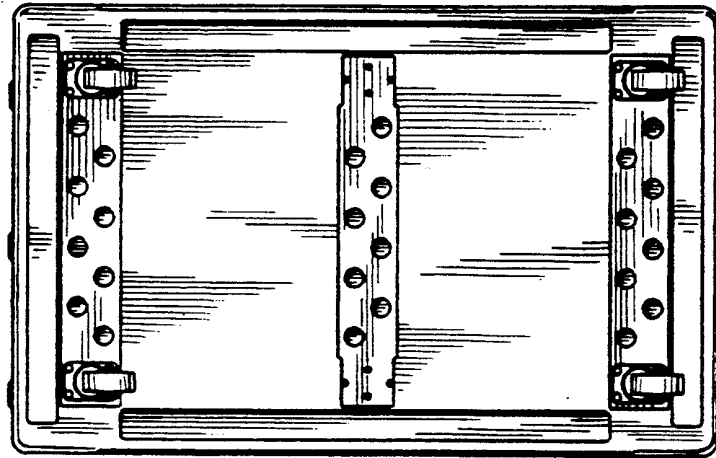


FIG. 7